

# MathSciNet

a step-by-step guide

This guide will take you through the basics of searching MathSciNet for subjects, authors and the contents of journals and saving the references that you find.

Background information about MathSciNet is available on the Library website at:

[www.reading.ac.uk/library/eresources/databases/lib-mathscinet.asp](http://www.reading.ac.uk/library/eresources/databases/lib-mathscinet.asp)

---

## Getting started

MathSciNet is accessed via the web from campus based PCs only.

1. Open your web browser
2. Go to the Library's home page at [www.reading.ac.uk/library](http://www.reading.ac.uk/library)
3. Click on the **Databases a-z list** quick link on the left-hand-side of the home page.
4. Use the a-z list to find **MathSciNet** and connect to it
5. At the **E-resources Login page** login using your University username and password

## Searching

If the Security Information screen appears, click on the "Show this alert next time" box to remove the tick, and click on continue.

1. Type your keywords, for example **numerical analysis**, in the top search box and use the pick list to the left of the box to change the fields searched. Select **Anywhere** (for the broadest possible search) or for a more specific search select **Title** or **Review Text** (slightly broader than Title) - see the screen shot below.

For this example select **Review Text** and limit the years searched to 2008 - 2010.

The screenshot shows the MathSciNet search interface with the following elements:

- Navigation tabs:** Publications (selected), Authors, Journals, Citations.
- Search Terms section:**
  - Row 1: Review Text (dropdown), numerical analysis (text input), and (dropdown)
  - Row 2: Title (dropdown), (text input), and (dropdown)
  - Row 3: MSC Primary (dropdown), (text input), and (dropdown)
  - Row 4: Anywhere (dropdown), (text input)
- Buttons:** Search, Clear
- Time Frame section:**
  - Entire Database
  - = Year [text input]
  - Year Range: 2008 to 2010
- Publication Type section:**
  - All
  - Books
  - Journals
  - Proceedings
- Review Format section:**
  - PDF
  - HTML

The default is to search all years of the database 1940- present.

2. Click on the  button.

## Search results

Your search results are automatically displayed in summary form - showing author(s), title, and journal details. The results will be displayed in reverse date order, ie the most recent first, in pages of up to 20 records at a time.

Use the page numbers, if necessary, to move through your results. They will appear at the top and bottom of the display.

The number of results your search has found is displayed at the top of the screen.

1. Click on the PDF link to retrieve the full bibliographic record, which includes a summary or a table of contents (not full text). You need to have Adobe Acrobat installed for this. The review will then be displayed. There are links at the top of the display to take you to [Previous](#) | [Up](#) | [Next](#) [Article](#)

2. Use the **Up** link to return to the list.

Note that you can also look for articles by the same author by clicking on their name or browse other articles on related topics by clicking on the MSC classification numbers that are displayed at the end of each reference, eg 91B28.

### Other options for viewing the full records of your results

Click on the record number eg [MR2270141](#)

Or click in the check box next to several records and click on the [Retrieve Marked](#) link.

Or click on the [Retrieve First 50](#) link if more than 50 reviews are found.

## Selecting records to keep

To save records from the database it is best to add them to the clipboard.

1. Click on the [Clipboard](#) link underneath the record you wish to save
2. Repeat for all records you are interested in
3. Click on the [Clipboard](#) tab in the top right-hand corner of the page to see your list

# Saving your results

There are options for

- emailing records
- emailing links to records
- saving them to file

## To email brief records from clipboard

1. Go to the **Clipboard** page
2. Go into the **File** menu on your browser
3. Select **Send Page by E-mail**
4. Type your full Reading email address when prompted and click on **Send**. When you receive the email the records should be in the body of the message

## To email full reviews

When viewing a full PDF Review:

1. Go into the **File** menu on your browser
2. Select **Send Page by E-mail**
3. Type your full Reading email address when prompted and click on **Send**

When viewing the email the PDF file will show as an attachment or a link.

## To save brief citations from clipboard

1. The citations can be saved in different formats, for example for EndNote. Click on the **Clipboard** tab, select the desired format from the drop-down menu, and click on the **SaveClip** link.




2. The citations are automatically formatted and can then be emailed, saved or exported using the **File menu** on your browser to **Send** by email or to **Save As** a webpage or text document (see also “EndNote – importing citations” below)

Note you can remove any unwanted records from the list at this point

3. Click in the check box to the left of any citations you wish to remove
4. Click on **Remove Marked** button

## To save full reviews

1. When viewing a full PDF Review, click on:  **Save a Copy** from the PDF toolbar
2. Select the drive folder you wish to save to and change the filename

## EndNote - importing citations

1. Click on the **Clipboard** tab
2. Select **Citations (EndNote)** from the pick list

Select format: **Citations (EndNote)** SaveClip | Unmark all | Remove Marked | Empty clipboard

**MR1485805** Postel, Marie; Sepulveda, Mauricio Modelling and numerical analysis for the propagation of a fluid in a porous medium. *Numerical methods in mechanics (Concepción, 1995)*, 121--130, Pitman Res. Notes Math. Ser., 371, Longman, Harlow, 1997. 76S05 (76M25)

**MR1489262 (99d:65385)** Smale, Steve Complexity theory and numerical analysis. *Acta numerica, 1997*, 523--551, Acta Numer., 6, Cambridge Univ. Press, Cambridge, 1997. (Reviewer: Klaus Meer) 65Y20 (68Q15 68Q25)

3. Click on the **SaveClip** link
4. Save it as a text file [.txt] using the **Save As** option from the **File** menu on your browser. Check you are NOT saving it as html.

**Hint:** If the **Save As** option is not available copy the text into a Word document and save it

5. Open **EndNote** and import the file using the **Endnote Import** filter
  - See **EndNote Guide 1** for guidance on setting up an EndNote Library
  - See **EndNote Guide 3** for guidance on how to use a filter to import records into EndNote

These guides, and more, are available from Information Desks or on the Library website at:

**[www.reading.ac.uk/library/endnote](http://www.reading.ac.uk/library/endnote)**

For more information about buying and using EndNote, and to download specific filters and connection files, go to:

**[www.reading.ac.uk/closed/its/docs/software/its-software-endnote.asp](http://www.reading.ac.uk/closed/its/docs/software/its-software-endnote.asp)**

**Tip:** It is quite easy for data to become corrupted. If this procedure does not work the first time, it may be worth making another attempt.

## Viewing full text articles

We have access to the full text of articles in a growing number of journals.

- Click on the blue **Search for article at Reading** button to check whether or not you are entitled to view the full text electronically.
- The **Article** link may also give access to the full text. If it does not, i.e. if you are asked to pay, you should check via the blue **Search for article at Reading** and the Library catalogue to see if we have a print copy. If not see **[www.reading.ac.uk/library/inter-library-loans](http://www.reading.ac.uk/library/inter-library-loans)** for information about how we can get hold of a copy for you via our Inter-Library Loans service

**Note:** some significant maths journals are archived in JSTOR only. The most recent issues (about the last 5 years) will not be available. See the information about the mathematics titles included and the dates covered at **<http://uk.jstor.org/browse>**

## Search tips

There is full context sensitive help and information available on the MathSciNet database. Click on the **Help** button at any time.

Search terms can be single words or phrases. Use truncation to cover variant spellings or to truncate words, operators to link individual search terms, and brackets to link groups of search terms.

### Search operators

There are three basic search operators - these allow you to combine your search words in different ways to narrow or broaden your search. The operators are:

**AND** - use to combine different concepts, eg  
**numerical analy\* and fluid dynamic\***

**OR** - use to include synonyms in your search, eg  
**flow or fluid**

**NOT** - use to exclude words from your search, eg  
**parabolic not hyperbolic**

You can combine your search words in one of the text boxes:

Author/Related		and
Review Text	numerical analys* and fluid mechanic*	and
MSC Primary		and
Anywhere		

or use the links from the pick lists and use more than one box:

Review Text	numerical analys*	and
Review Text	fluid mechanic*	and
MSC Primary		and
Anywhere		

Note that if you use the **or** operator within a box you will have to use brackets for the search to work. **Numerical analysis and (fluid dynamic\* or flow)** is correct. **Numerical analysis and fluid dynamics or flow** is not.

### Truncation

Use \* to represent any number of letters at the end of a word eg:

**analy\*** will find **analysis, analyst, analytical**

Think of another word you might truncate

Try searching for the word you chose and then try repeating the search using the truncation symbol to find different word endings.

How many more reviews have you found?


## Adjacency

If you type a phrase, as in the above examples, the database assumes the words occur next to each other. If the topic you are searching for might have words in between then you can use the adjacency operator, such as adj2, adj3, adj4, etc:

ADJ2 allows one word or no words between the two words connected by ADJ2. For example, **prime adj2 decomposition** will find **prime ideal decomposition**, **prime tree decomposition** as well as **prime decomposition**.


ADJ3 allows up to two words between the two words connected by ADJ3. For example, **Boolean function adj3 variables** will find **Boolean function on two variables** as well as **Boolean function of many variables**.

## Author Search


1. Select the  tab at the top of the search (Home) screen
2. Type an author's name using the wildcard \* eg **porter, d\***

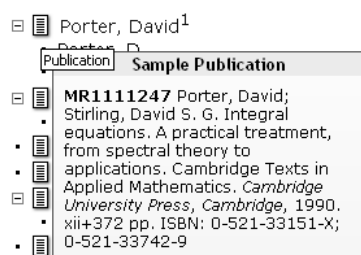
**Hint:** the wildcard is used because you may be uncertain of the author's second initial or because an author may be cited in variant forms in different articles. You must use the comma.


3. Click on the Search button to retrieve a list of authors that match your criteria.
4. Select a match eg **Porter, David**  
Note that this search will also include name variations ie Porter, D
5. Click on **Expand All** to view the variants for each author's name





AMERICAN MATHEMATICAL SOCIETY  
**MathSciNet** Math  
Matches: 6  
Author results for "porter, d\*" Math  
Expand All | Collapse All

6. Hold the mouse over the  symbol to see a sample publication to check the author is the right one, eg:



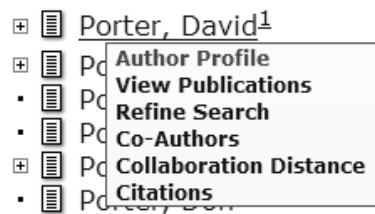
 Porter, David<sup>1</sup>  
Publication **Sample Publication**

-  **MR111247** Porter, David; Stirling, David S. G. Integral equations. A practical treatment, from spectral theory to applications. Cambridge Texts in Applied Mathematics. Cambridge University Press, Cambridge, 1990.
-  xii+372 pp. ISBN: 0-521-33151-X; 0-521-33742-9

7. Hold the mouse over the blue name links to reveal a drop-down menu, or click on the name to see a list of all publications by this author.

## Refine Search

Refine Search allows you to combine the author selected with subject keywords:



Select **Refine Search**. Your chosen author is entered in the search option and you may add a keyword:

Search Terms		
Author/Related	Porter, David <sup>1</sup>	and
Title		and
MSC Primary		and
Anywhere		

## Journal Search

You can look at reviews of papers in specific journals. You can also find whether a specific journal is reviewed in the database and whether every article is included.

1. Select the **Journals** tab from the **Search (Home)** screen
2. Type in a name, part of a name, ISSN or abbreviation, eg **SIAM**, and click on **Search**
3. Click on the title that interests you
4. Click on **List Journal Issues** to see reviews of articles published in this journal

**Note:** you can set up an RSS feed from this page if you have registered.

You can also use the **Current Journals** option to browse contents of recent issues of journals. To do this:

1. Click on the **Free Tools** tab in the top right-hand corner of the homepage
2. Click on the **Current Journals** tab and select the range you wish to see

## Searching for reports of research carried out in a specific institution

There is a code next to each author's name in the full review:

**MR2212259 (2006k:93120)**  
Karafyllis, Iasson(GR-UATH-EC)  
**Non-uniform robust global asymptotic stability for discrete-time systems and applications to numerical analysis.** (English summary)  
*IMA J. Math. Control Inform.* 23 (2006), no. 1, 11--41.  
93D20 (39A11 65L20 93C55 93D09)  
PDF | Doc Del | Clipboard | Journal | Article | Make Link



This represents a university department or institution eg:

**GR-UATH-EC**

Department of Economics  
University of Athens  
10559 Athens  
GREECE

Can you find the code for Reading Department of Mathematics?

**Hint:** try the Help and the **Help Index** to find where the searchable list of institutions and codes are.

How many reviews can you find for Reading?

**Hint:** Copy the code into the **Full search** box and select **Institution Code** from the pick list

## Limiting searches eg date of publication, publication type

MathSciNet allows you to limit your search from the Full Search page to a range of years and types of document.

<b>Time Frame</b>	<b>Publication Type</b>
<input checked="" type="radio"/> Entire Database	<input checked="" type="radio"/> All <input type="radio"/> Books <input type="radio"/> Journals <input type="radio"/> Proceedings
<input type="radio"/> = <input type="text"/> Year <input type="text"/>	<b>Review Format</b>
<input type="radio"/> Year Range: <input type="text"/> to <input type="text"/>	<input type="radio"/> PDF <input checked="" type="radio"/> HTML

## Finishing your search

There is no logout button. Move to another web page or close your browser.

**\*If you are using an IT Services machine remember to log out before leaving it \***

## Advanced features

See the context specific online help for further explanation of the database and for information on using the **Mathematics Subject Classification (MSC)** scheme under the **Free Tools** tab

## Guide written by:

**Erika Delbecque**

The Library  
University of Reading  
Whiteknights  
PO Box 223  
Reading, RG6 6AE

e.delbecque@reading.ac.uk  
Tel (0118) 378 8779

[www.reading.ac.uk/library](http://www.reading.ac.uk/library)